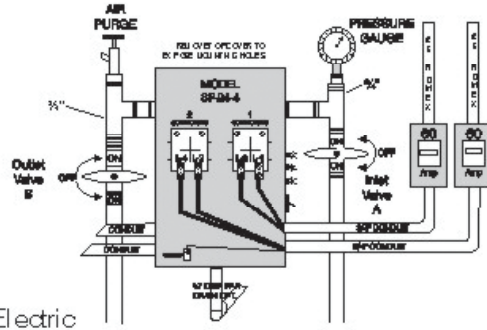
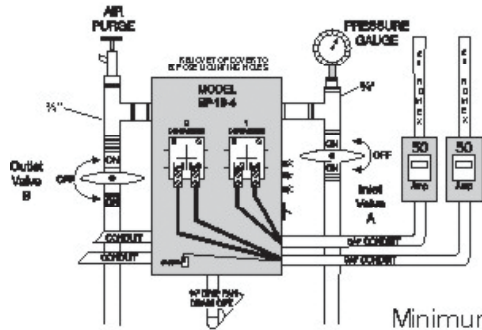




# ELECTRIC POOL & SPA HEATER

## OPTIONAL ELECTRIC HOOK UP METHOD FROM INSTALLATION DIAGRAM A



Minimum 200 Amp House Electric Service Recommended!

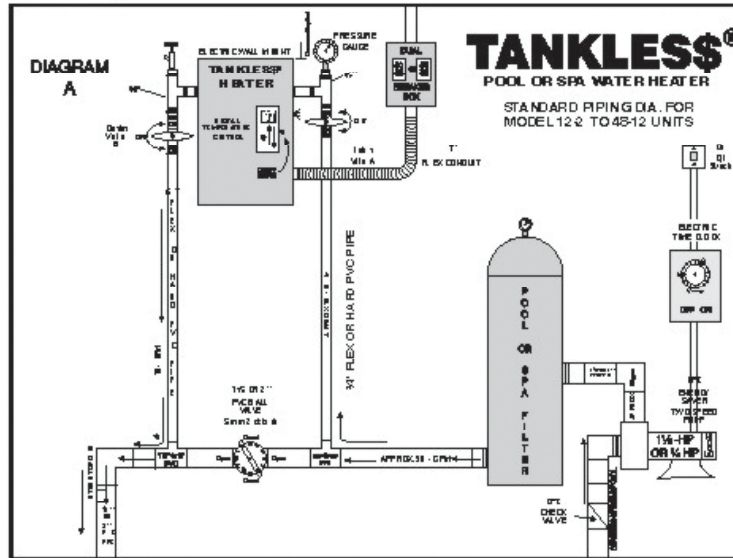
SP-18-4

Dimensions	30" x 18" x 7.50" (With Piping)
Weight	38 Lbs. - Shipped
Material	Copper Exchanger
Color	White Aluminum Coating
Pipe Size	3/4" Gas Female P.S.
Voltage	200 / 240 Single Phase
Unit: All Pa	100 (2 x 50 AJP Double Throw 200 volt breakers)
BTU Output	81418
Wiring	3 per #8 copper wire with ground Total of 4 wires
Efficiency	85.0%
Operating Range	3-150 F.S
Protection	Dual Thermostats

**NOTE: Sold and shipped with plumbing fittings as per installation diagram.  
1 1/2" or 2" PVC Ball valve not included.**

SP-24-4

Dimensions	30" x 18" x 7.50" (With Piping)
Weight	38 Lbs. - Shipped
Material	Copper Exchanger
Color	White Aluminum Coating
Pipe Size	3/4" Gas Female P.S.
Voltage	200 / 240 Single Phase
Unit: All Pa	100 (2 x 50 AJP Double Throw 200 volt breakers)
BTU Output	81425
Wiring	3 per #8 copper wire with ground Total of 4 wires
Efficiency	85.0%
Operating Range	3-150 F.S
Protection	Dual Thermostats



### ELECTRICAL WIRE AND BREAKER SIZES

MODEL & KW SIZE	SINGLE BREAKER SIZE	DUAL BREAKER SIZE	MAIN WIRE SIZE	DUAL WIRE SIZE
SP-18	100 - AMP	50 - AMP	3 - AWG	8 - AWG
SP-24	125 - AMP	60 - AMP	3 - AWG	6 - AWG

Note: Use 90°C Copper Wire Only

Sizing Res. Spa & Pool using a Pool and Spa Cover			
SP-12-2	300 to 500	SP-16-4	500 to 18,000
SP-14-2	Gal. SPA	SP-18-4	Gal. Pool
		SP-20-4	18,000 to 20,000
		SP-24-4	Gal. Pool

Larger Three Phase Available up to 48kw